



lumini Solucoes em Iluminacao LTDA
www.lumini.com.br
Email: laboratorio@lumini.com.br
Tel: +55 11 3437-5555 Fax: +55 11 3437-5555
Address: Rua Ferreira Viana, 716 - Socorro - São Paulo/SP

lumini

LumCAT:

Luminaire: downled sm r cob e fa

LampCAT: modulo led 12.5W 30K irc 90

Ballast type: led driver 350mA

Report No:

Voltage(V): 127.0000

Test No:

Current(A): 0.1050

Number of Lamps: 1

Power (W): 13.4500

Lamp flux(lm): 1520.0

PF: 0.9900

Length(mm): 75

Width(mm): 75

Phm Type: C

Height(mm): 0

Photometric Results

Lumens(lm): 1220.01, Efficiency(%): 80.26% , Luminous Efficacy(lm/W): 90.71

Central intensity(cd): 2373.882, Maximum intensity(cd): 2373.882

Angle of maximum intensity: $C=0.0$ $\gamma=0.0$

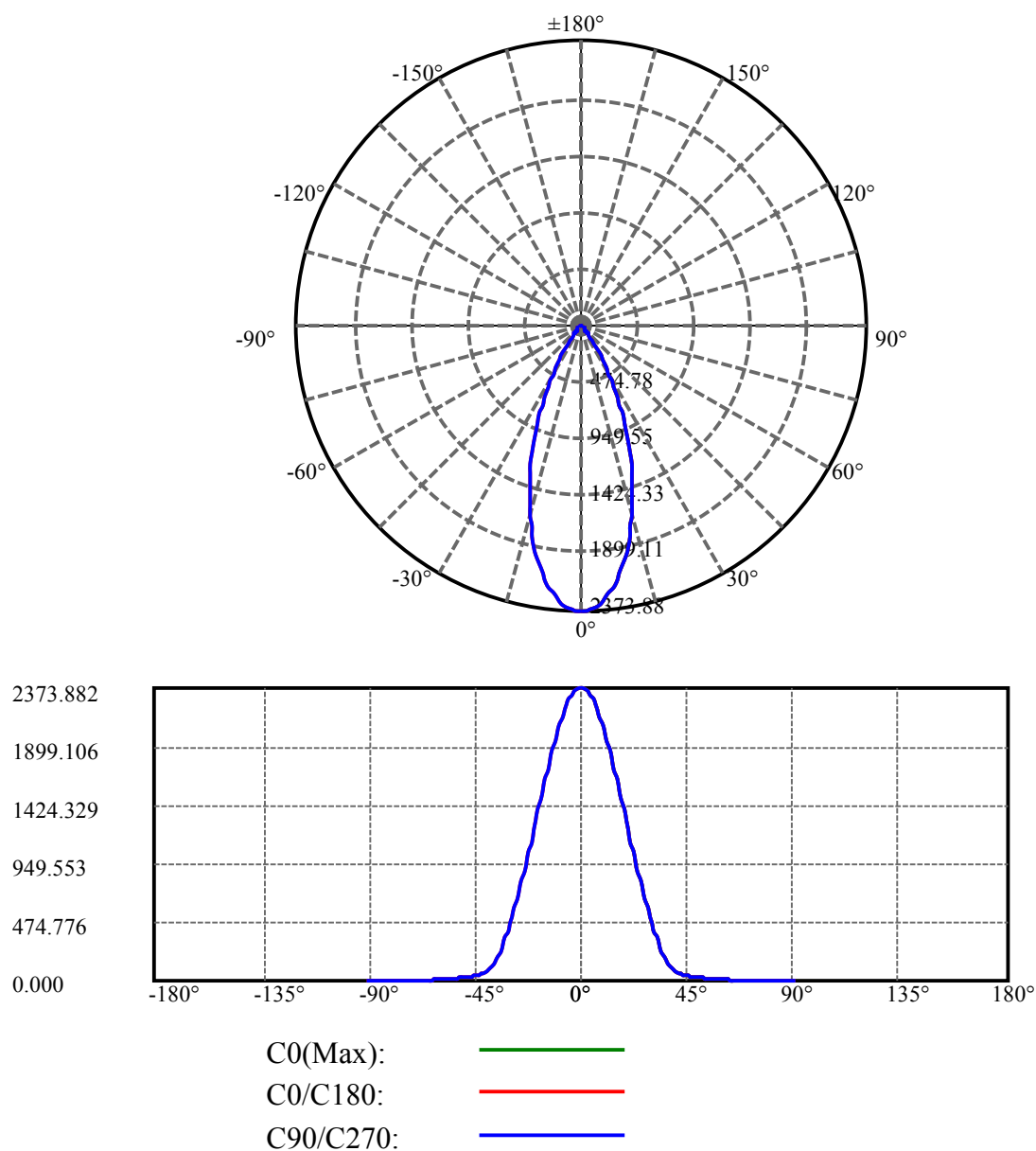
Beam angle of C0 plane : 40.68

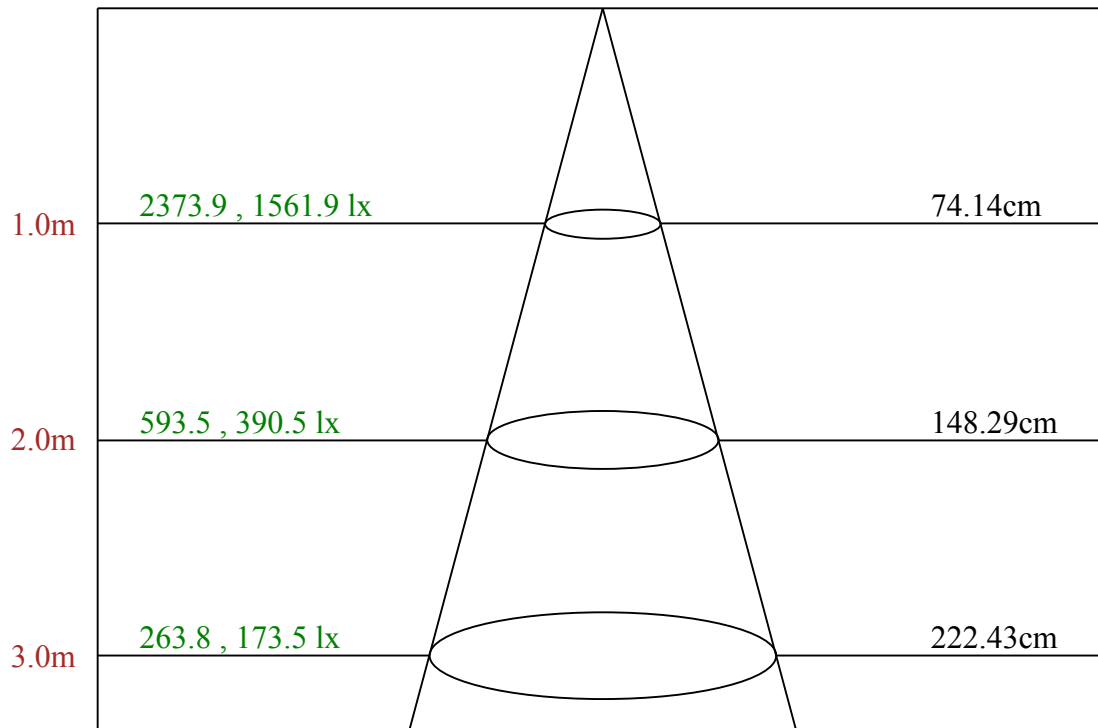
Average BeamAngle(IEC 61341): 40.68

Equipment: equipamento lumini
Temperature(°C): 25.5

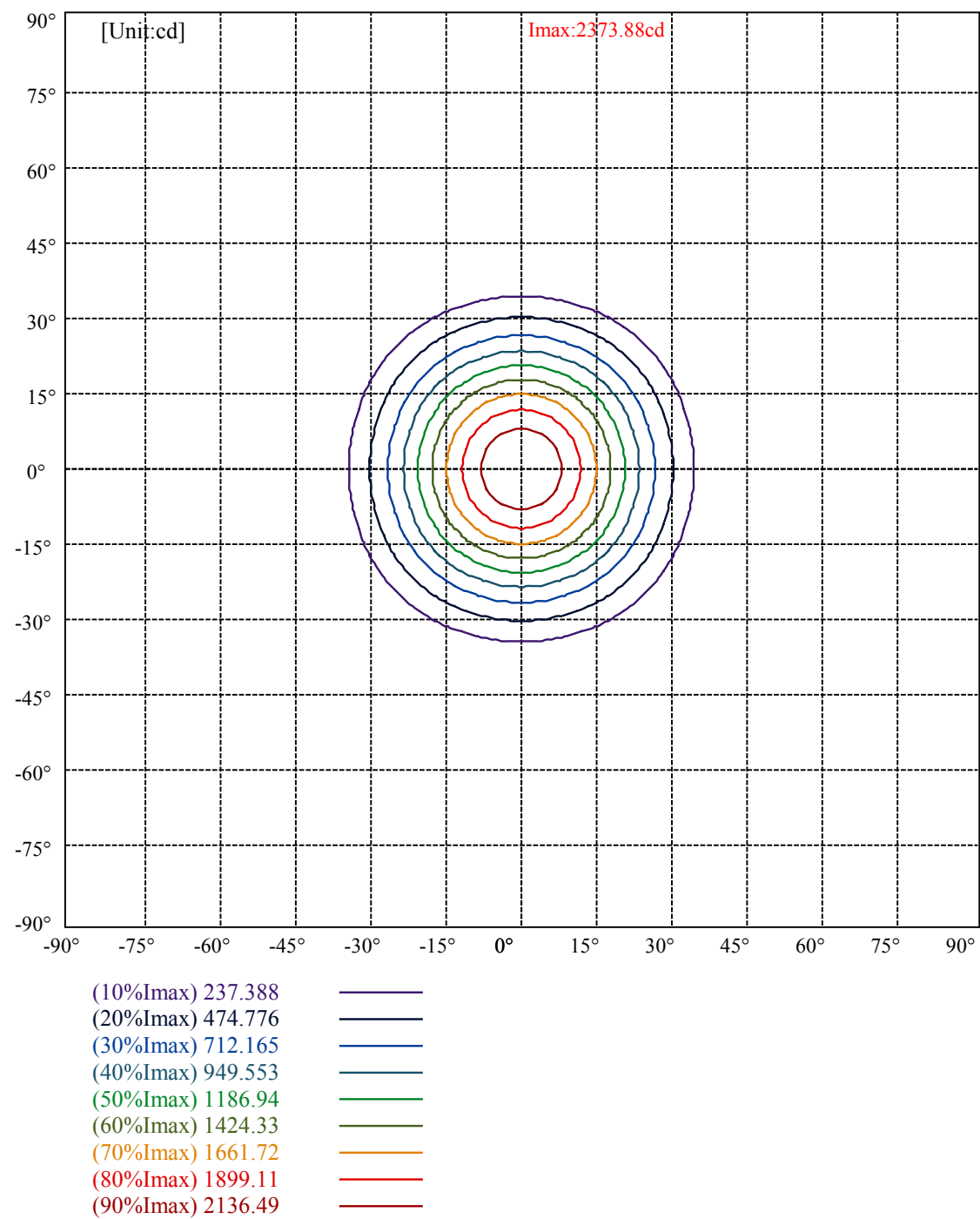
Date: 29/10/2024
Humidity(%): 55.0%

Operator: 01
Distance(m): 6.90





Max , Ave Beam angle of C0 plane 40.68



lumini

Luminance Limiting Curve(no luminous side)

Appendix Page: 5 Total:6

Luminance Table

γ	45	50	55	60	65	70	75	80	85
C0	9899	7045	5106	3436	2063	1658	2093	3071	6021
C45	9899	7045	5106	3436	2063	1658	2093	3071	6021
C90	9899	7045	5106	3436	2063	1658	2093	3071	6021

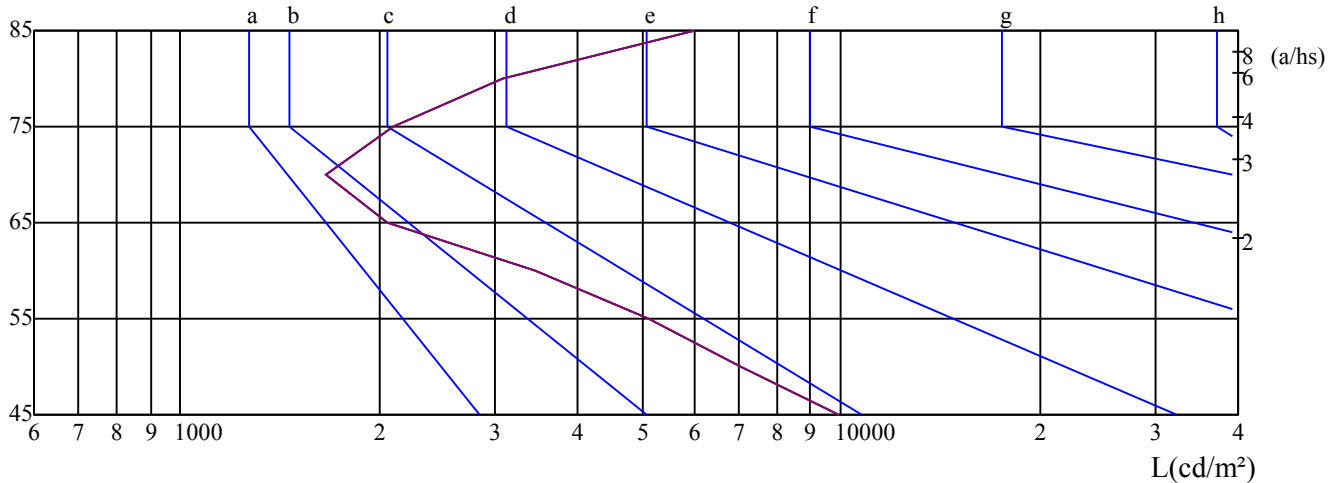
L(Hor)(65)	L(Ver)(65)	L45(65)	L(Hor)(75)	L(Ver)(75)	L45(75)	L(Hor)(85)	L(Ver)(85)	L45(85)
2063	2063	2063	2093	2093	2093	6021	6021	6021

Glare Table

Glare	Quality	Service Values Illuminance(lx)							
1.15	A	2000	1000	500	≤ 300				
1.5	B		2000	1000	500	≤ 300			
1.85	C			2000	1000	500	≤ 300		
2.2	D				2000	1000	500	≤ 300	
2.55	E					2000	1000	500	≤ 300
		a	b	c	d	e	f	g	h

Luminance Limiting Curve

$\gamma(^{\circ})$



C0 —

C45 —

C90 —

Equipment: equipamento lumini
Temperature($^{\circ}$ C): 25.5

Date: 29/10/2024
Humidity(%): 55.0%

Operator: 01
Distance(m): 6.90

Illumination assessment according UGR											
Rf of Ceiling	70	70	50	50	30	70	70	50	50	30	
Rf of Wall	50	30	50	30	30	50	30	50	30	30	
Rf of Floor	20	20	20	20	20	20	20	20	20	20	
Room dimensions		Viewed crosswise					Viewed endwise				
X	Y										
2H	2H	15.45	16.40	15.82	16.71	17.03	15.45	16.40	15.82	16.71	17.03
	3H	15.31	16.15	15.70	16.49	16.84	15.31	16.15	15.70	16.49	16.84
	4H	15.26	16.04	15.66	16.39	16.76	15.26	16.04	15.66	16.39	16.76
	6H	15.28	15.99	15.70	16.37	16.77	15.28	15.99	15.70	16.37	16.77
	8H	15.30	15.98	15.72	16.36	16.77	15.30	15.98	15.72	16.36	16.77
	12H	15.38	16.02	15.80	16.41	16.83	15.38	16.02	15.80	16.41	16.83
4H	2H	15.21	15.98	15.61	16.34	16.71	15.21	15.98	15.61	16.34	16.71
	3H	15.05	15.70	15.48	16.10	16.52	15.05	15.70	15.48	16.10	16.52
	4H	15.07	15.63	15.51	16.06	16.51	15.07	15.63	15.51	16.06	16.51
	6H	15.12	15.61	15.59	16.06	16.52	15.12	15.61	15.59	16.06	16.52
	8H	15.22	15.68	15.71	16.14	16.61	15.22	15.68	15.71	16.14	16.61
	12H	15.43	15.85	15.92	16.30	16.83	15.43	15.85	15.92	16.30	16.83
8H	4H	14.93	15.39	15.41	15.84	16.32	14.93	15.39	15.41	15.84	16.32
	6H	15.05	15.43	15.56	15.91	16.42	15.05	15.43	15.56	15.91	16.42
	8H	15.30	15.61	15.83	16.13	16.63	15.30	15.61	15.83	16.13	16.63
	12H	15.66	15.90	16.20	16.42	16.94	15.66	15.90	16.20	16.42	16.94
12H	4H	14.90	15.32	15.39	15.77	16.29	14.90	15.32	15.39	15.77	16.29
	6H	15.10	15.41	15.63	15.93	16.43	15.10	15.41	15.63	15.93	16.43
	8H	15.35	15.59	15.89	16.11	16.63	15.35	15.59	15.89	16.11	16.63
Variation with the observer position at spacings:											
S = 1.0H		5.2/-5.5					5.2/-5.5				
S = 1.5H		7.7/-6.1					7.7/-6.1				
S = 2.0H		9.4/-5.8					9.4/-5.8				
Standard tables:		BK1					BK1				
Uncorrected UGR		-2.8					-2.8				

依据CIE Publ. 117 计算 UGR, S/H = 0.25